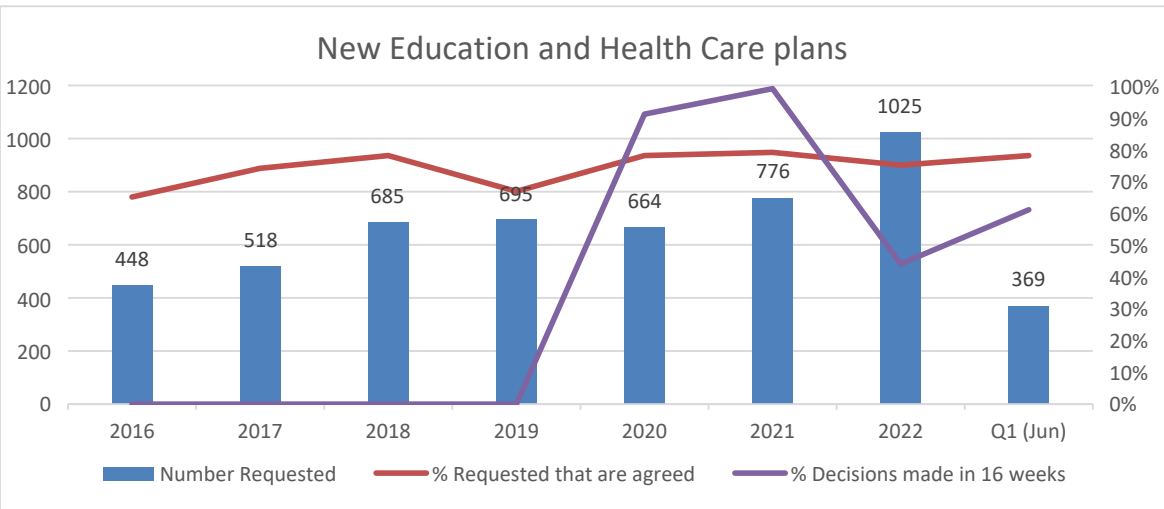


Children with a Education Health Care Plan (EHCP)

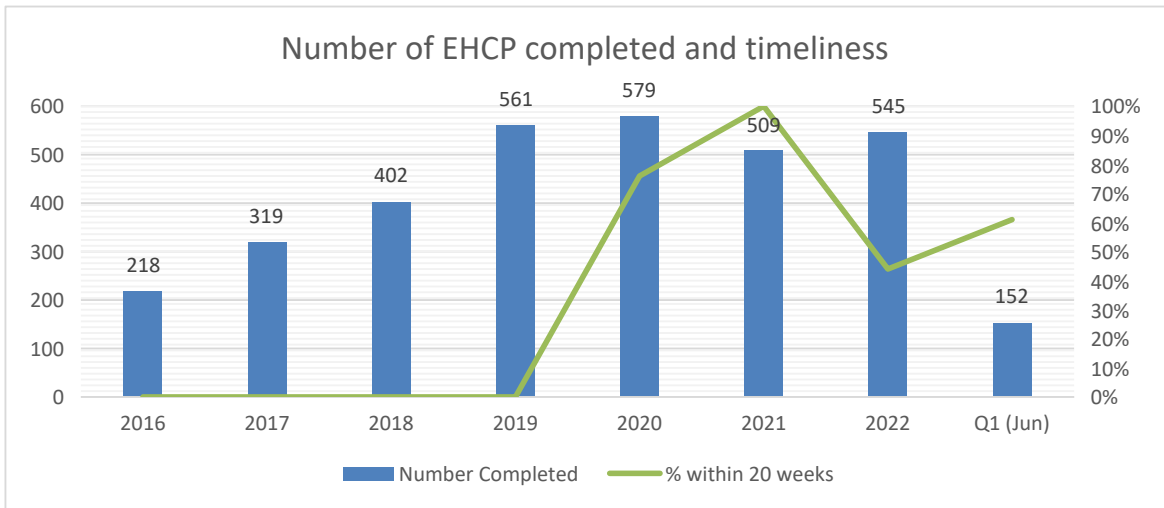
Please note Q1 shows June End and 2022 shows July end for year on year comparative purposes

	2016	2017	2018	2019	2020	2021	2022	Q1 (Jun)
Number with a EHCP	2614	2911	3295	3879	4308	4484	4837	4776
CLA with a EHCP (in county)	99	108	114	136	142	147	152	148
CLA with a EHCP (out of county)	n/a	n/a	n/a	68	58	70	73	76
CIN with a EHCP	n/a	n/a	n/a	74	113	65	119	123
CPP with a EHCP	n/a	n/a	n/a	16	22	24	38	32
EH plans with a EHCP	n/a	n/a	n/a	43	0 (covid)	31	31	34



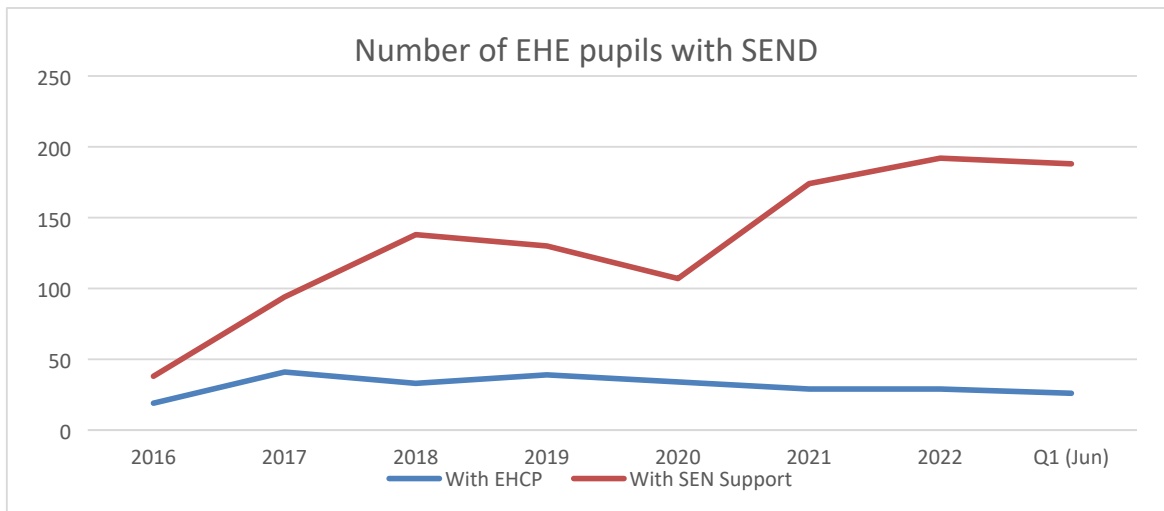
New Education and Health Care Plans (Statutory Timescales minus exceptions)

	2016	2017	2018	2019	2020	2021	2022	Q1 (Jun)
Number Requested	448	518	685	695	664	776	1025	369
% Requested that are agreed	65%	74%	78%	67%	78%	79%	75%	78%
% Decisions made in 16 weeks (minus exceptions)	n/a	n/a	n/a	n/a	91%	99%	44%	61%



Number of EHCPs completed and % within 20 weeks (Statutory Timescales minus exceptions)

	2016	2017	2018	2019	2020	2021	2022	Q1 (Jun)
Number Completed	218	319	402	561	579	509	545	152
% within 20 weeks (minus exceptions)	n/a	n/a	n/a	n/a	76%	100%	44%	61%



Number of Elective Home Educated pupils with SEND

	2016	2017	2018	2019	2020	2021	2022	Q1 (Jun)
With EHCP	19	41	33	39	34	29	29	26
With SEN Support	38	94	138	130	107	174	192	188

Commentary**Number of EHCP's**

For 20221/22 the monthly average number of requests for EHC needs assessments is 85. The highest month being May and June with 141 and 133 respectively. There continues to be increased demand and we expect the numbers of children with an EHCP will exceed the 2022 figures at year end.

The analysis of children and young people with additional needs, identified as Children looked After (CLA) in and out of county, subject to a Child Protection Plan (CPP), Children in Need (CIN) and Early Help (EH) remains fairly consistent.

EHCP's requested and timeliness

As documented the number of EHC needs assessments requested continues to increase. The number of EHC needs assessments that have been agreed over the last 2 years as a percentage is fairly consistent and in line with the national average.

The performance over the last quarter of decisions being made within 16 weeks and the % of assessments completed within 20 weeks has shown some improvement. Maintaining and continuing the improvement will be a significant challenge due to increased demand and the capacity of Educational Psychologists and health colleagues to, meet the demand, within the required statutory timescales. For Educational Psychologists a number of actions have and will be taken to try and mitigate the risk. There are concerns regarding the health systems ability and capacity to meet the ongoing demands and the impact of increasing waiting lists for children to be seen by health colleagues. This issue has been escalated and will be discussed at Worcestershire Joint Commissioning Group.

The delay in Educational Psychologists and health advice being received places pressure on the SEND team to review the advice, make a decision and create the plan within statutory timescales.

Commentary**Elective Home Educated Children with SEND**

The number of children with an EHCP who are electively home educated (EHE) has seen a very slight decrease. However as reported previously since 2020 there has been an upward trend which is likely to be linked to the covid pandemic. This has also been seen nationally. This will continue to be monitored and individual reasons analysed to understand the reasons for the return to school following a period of home education.